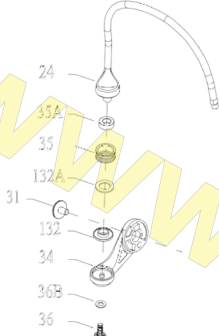


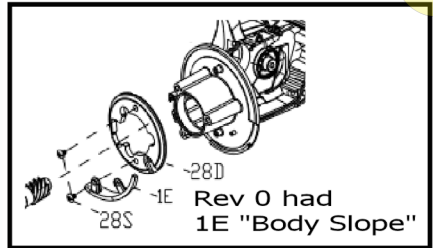
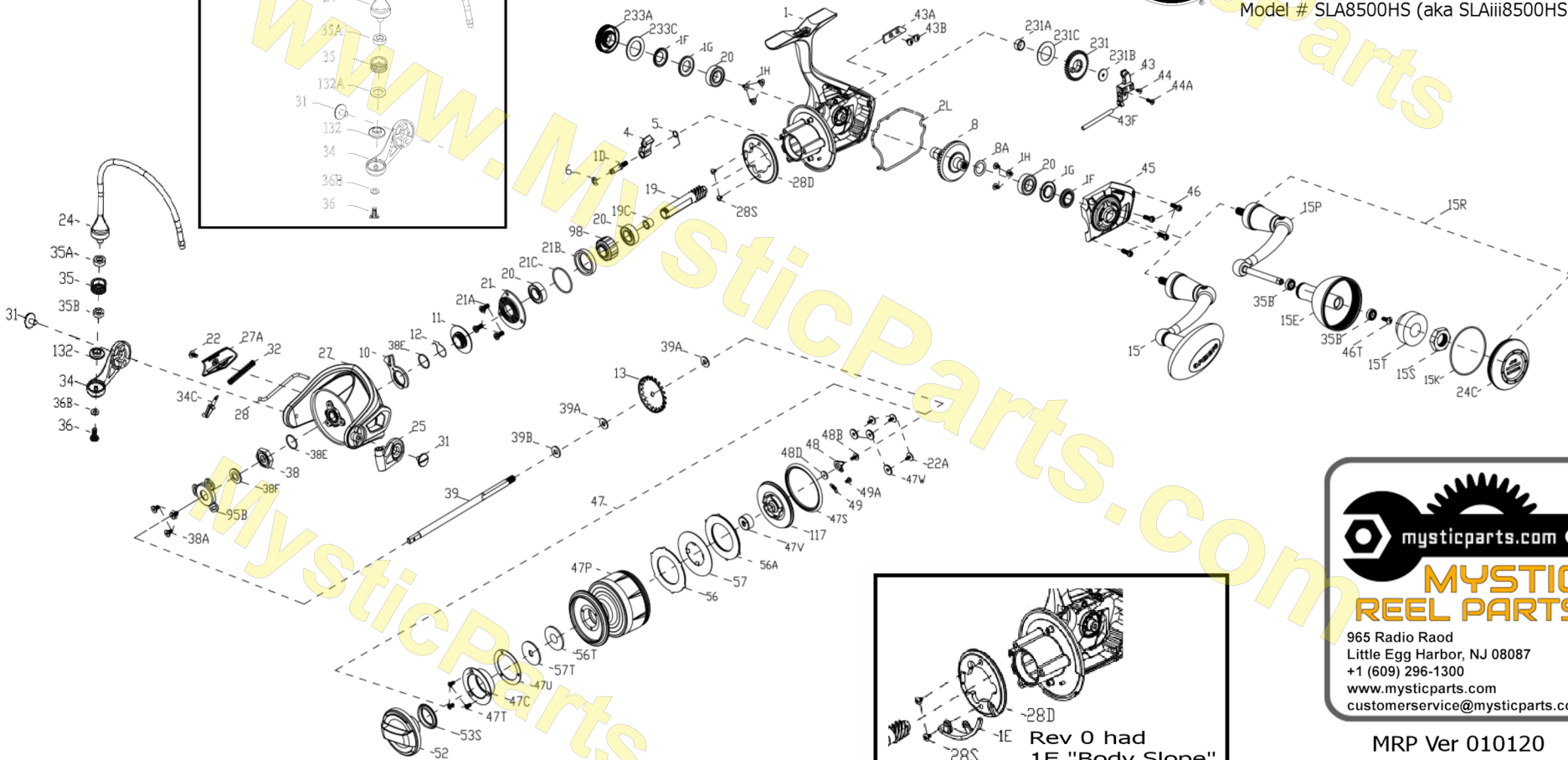
ORIGINAL BAIL SETUP  
With different bail, roller etc.  
Bushing only version



NOTE: SLAiii SERIES sizes 6500 thru 10500 ALL have a Manual Bail Trip.



PARTS LIST FOR MODEL SLAMMER III 8500 HS  
Model # SLA8500HS (aka SLAiii8500HS)



  
mysticparts.com  
**MYSTIC REEL PARTS**  
965 Radio Raod  
Little Egg Harbor, NJ 08087  
+1 (609) 296-1300  
www.mysticparts.com  
customerservice@mysticparts.com

MRP Ver 010120  
(based on Penn's Rev. 00 01-18-17)

# Penn Reel Parts list for Model: SLA8500HS (SLAiii8500HS) SLAMMER iii SPINNING (MANUAL BAIL TRIP)

KEY	PUREFISHING PART		DESCRIPTION
NO	NO	NO.	
1	1447681	1-SLAiii8500HS	BODY/HOUSING
1D	1277140	1D-SSV7500	A/R PAWL POST
<b>1E</b>	<i>see info on pg 3</i>		
1F	1419083	1F-SLA7500	BODY BALL BEARING SEAL (2 REQUIRED)
1G	1419082	1G-SLA7500	BODY SIDE SEAL LOCK PLATE (2 REQUIRED)
1H	1418957	1H-SLA3500	BODY SIDE SCREW (6 REQUIRED)
2L	1419086	2L-SLA7500	BODY SEAL
4	1277142	4-SSV7500	A/R PAWL
5	1277143	5-SSV7500	PAWL SPRING
6	1277144	6-SSV7500	RETAINER CLIP
8	1447682	8-SLAiii8500HS	DRIVE GEAR (MAIN GEAR)
8A	1277037	8A-SSV5500	DRIVE GEAR SHIM WASHER
10	1277147	10-SSV7500	A/R PAWL HOLDER
11	1419088	11-SLA7500	A/R BUSHING
12	1309001	12-SSV9500	A/R BUSHING SPRING
13	1419089	13-SLA7500	CLICK GEAR

**For HANDLE & KNOB components see page 3**

19	1447685	19-SLAiii8500HS	PINION GEAR
19C	1419092	19C-SLA7500	PINION GEAR BUSHING
20	1277152	20A-SSV7500	BALL BEARING (4 REQUIRED)
21	1419093	21-SLA7500	BALL BEARING RETAINER
21A	1277154	21A-SSV7500	RETAINER SCREW (3 REQUIRED)
21B	1419094	21B-SLA7500	PINION BALL BEARING COLLAR
21C	1385684	21C-CLA8000	BODY HEAD SEAL (O'RING)
22	1277046	22-SSV5500	ROTOR COVER SCREW

**22A see info on pg 3**

**For BAIL WIRE & ROLLER components see page 3**

27	1419098	27-SLA8500	ROTOR
27A	1419099	27A-SLA7500	ROTOR COVER
28	1419101	28-SLA8500	ROTOR TRIP LEVER
28D	1277161	28D-SSV7500	ROTOR BRAKE (ROUND)
28S	1277054	28S-SSV5500	ROTOR BRAKE SCREW (2 REQUIRED)
31	1277055	31-SSV5500	BAIL ARM SCREW (2 REQUIRED)
32	1419102	32-SLA7500	BAIL SPRING
34	1385667	34-CLA8000	BAIL ARM
34C	1277164	34C-SSV7500	PIVOT ARM
38	1419103	38-SLA7500	ROTOR NUT
38A	1119121	20C-7000AF	SCREW (3 REQUIRED)
38E	1302502	232B-SSV3500	PINION GEAR SEAL (2 REQUIRED)
38F	1419080	38F-SLA7500	ROTOR-MAIN SHAFT SEAL

KEY	PUREFISHING PART		DESCRIPTION
NO	NO	NO.	
39	1419104	39-SLA7500	MAIN SHAFT
<b>39A</b>	<i>see info on pg 3</i>		
39B	1277067	39B-SSV5500	MAIN SHAFT WASHER, METAL
43	1419105	43-SLA7500	OSCILLATION SLIDER (CROSSWIND BLOCK)
43A	1277173	43A-SSV7500	SLIDER RETAINER PLATE
43B	1277070	43B-SSV5500	OSCILLATION SLIDER GUIDE SCREW (2 REQUIRED)
43F	1389567	43F-CLA6000	GUIDE SHAFT
44	1385672	44-CLA8000	SCREW, SHORTER BLOCK SCREW
44A	1447691	44A-SLAiii8500HS	SCREW, LONGER BLOCK SCREW (MISSING ON REV 0)
45	1447684	45-SLAiii8500HS	BODY COVER ASSEMBLY
46	1277074	46-SSV5500	BODY COVER SCREW (4 REQUIRED)
47	1447686	47-SLAiii8500HS	SPOOL ASSEMBLY
<b>47C</b>	<i>see info on pg 3</i>		
47P	1447687	47P-SLAiii8500HS	SPOOL (BARE)
47S	1419079	47S-SLA7500	SPOOL SEAL
47T	1339552	47T-CLA5000	REAR COVER SCREW (3 REQUIRED)
47U	1418960	47U-SLA3500	DRAG COVER SEAL
47V	1419063	47V-SLA5500	SEALED NUT
47W	1419066	47W-SLA5500	PROTECTIVE WASHER (3 REQUIRED)
48	1419069	48-SLA5500	SPOOL CLICK PLATE
48B	1385581	48B-CLA3000	SPOOL CLICKER SPRING SCREW
48D	1385579	48D-CLA3000	SPOOL CLICKER SPACER RING
49	1259579	49-7000AF	SPRING
49A	1341547	49A-SSV7500LC	SCREW, SPOOL CLICKER SPRING SCREW
52	1419112	52-SLA7500	DRAG KNOB ASSEMBLY
53S	1339555	53S-CLA5000	DRAG KNOB SEAL
56	1419077	56-SLA7500	DRAG FRICTION WASHER
56A	1419078	56A-SLA7500	DRAG FRICTION WASHER
56T	1277089	56T-SSV5500	DRAG FRICTION WASHER
57	1419113	57-SLA7500	KEYED DRAG WASHER
57T	1419058	57T-SLA5500	KEYED DRAG WASHER
95B	1419114	95B-SLA7500	ROTOR NUT LOCKING PLATE
98	1277190	98-SSV7500	CLUTCH/SLEEVE ASSEMBLY
117	1419115	117-SLA7500	DRAG DRIVE PLATE
231	1419117	231-SLA7500	OSCILLAION GEAR (CROSSWIND GEAR)
231A	1339566	231A-CLA5000	OSCILLATION GEAR BUSHING
231B	1277100	231B-SSV5500	OSCILLATION GEAR SCREW
231C	1389603	231C-CLA6000	OSCILLATION GEAR WASHER
233A	1447683	233A-SLAiii8500HS	HANDLE CAP
233C	1419076	233C-SLA5500	HANDLE CAP WASHER

KEY PUREFISHING PART

NO      NO      NO.      DESCRIPTION

<b>METAL KNOB HANDLE COMPONENTS</b>			
15	1447690	15R-SLAiii8500HS	HANDLE ASSEMBLY (METAL KNOB)
15E	1447670	15E-SLAiii8500HS	HANDLE KNOB (METAL)
15K	1419073	15K-SLA5500	HANDLE KNOB CAP SEAL
15P	1447688	15P-SLAiii8500HS	SUB-HANDLE ASSEMBLY
15S	1447679	15S-SLAiii6500HS	HEXNUT
15T	1447680	15T-SLAiii6500HS	CLUMP WEIGHT
24C	1447673	24C-SLAiii8500HS	HANDLE KNOB CAP (FOR METAL KNOB)
35B	1377606	35A-BTLii8000LC	BALL BEARING (2 REQUIRED)
46T	1341500	3-SSV7500LC	SCREW

KEY PUREFISHING PART

NO      NO      NO.      DESCRIPTION

<b>FOOTBALL RUBBER KNOB HANDLE COMPONENTS</b>			
15	1447689	15-SLAiii8500HS	HANDLE ASSEMBLY RUBBER KNOB
<i>The above is only available as an assembly</i>			

**BAIL WIRE, LINE ROLLER PARTS CHANGED FOR REV 1**

**ORIGINAL W/JUST BUSHINGS**

24	1419096	24-SLA8500	BAIL WIRE
35	1277165	35-SSV7500	LINE ROLLER
35A	1419050	35A-SLA5500	LINE ROLLER BUSHING
132	1419163	132-SLA9500	LINE ROLLER COLLAR
132A	1277097	132A-SSV5500	LINE ROLLER WASHER
36	1277166	36-SSV7500	LINE ROLLER SCREW
36B	not part of original parts list		
25	1385663	25-CLA8000	BAIL HOLDER

**NEWER W/BALL BEARING/BUSHING COMBO**

24	1457804	24-SLAiii8500HS	BAIL WIRE
35	1457805	35-SLAiii8500HS	LINE ROLLER
35A	1457806	35A-SLAiii8500HS	LINE ROLLER BUSHING
35B	1377606	35A-BTLii8000LC	LINE ROLLER BALL BEARING
132	1457807	132-SLAiii8500HS	LINE ROLLER COLLAR
<b>NO 132A ON THE NEWER SETUP</b>			
36	1277166	SAME PART	
36B	1417809	36B-CLA6000	BAIL ARM SCREW WASHER (OLD 36B-CLA5000)
25	1385663	SAME PART	

**CORRECTIONS:**

22A	1496533	22A-SLA7500	DRAG COVER SCREW (3 REQUIRED) <i>orig schematic said 1125962 231G-7000AF assuming incorrect info</i>
39A	1277066	39A-SSV5500	SPOOL ADJUST WASHER, PLASTIC (2 REQUIRED) <i>Found above and below the ratchet on the shaft, than shown on the drawing. Penn seems to have used them as a shim on the assembly line to adjust the level of the spool on the shaft.</i>

47C	1419059	47C-SLA5500	DRAG COVER <i>The first schematic had a typo of 47S-SLA5500, corrected</i>
-----	---------	-------------	---

**PROBLEM / CHANGE**

1E	1419081	1E-SLA7500	BODY SLOPE 1E was on the Rev 0 schematic but removed Rev 00 <b>NOTE: SLAiii SERIES sizes 6500 thru 10500</b> <b>ALL have a Manual Bail Trip</b> So 1E was removed and may only be present in early run reels if at all.
----	---------	------------	---

**MYSTIC REEL PARTS REVISION!**

NOTE:  
Many of www.mysticparts.com schematics include changes that were either made by Penn, or errors found and corrected by our parts dept.  
MRP Ver 010120 (based on Penn's Rev. 00 01-18-17)