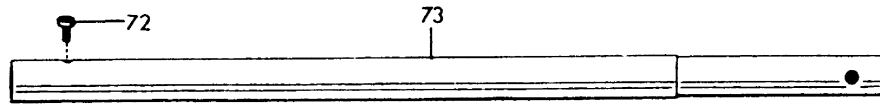


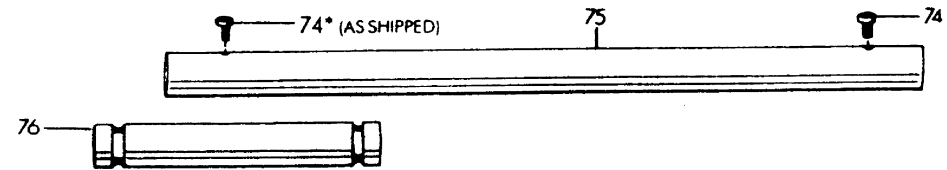


PARTS FOR FATHOM-MASTER® ACCESSORIES

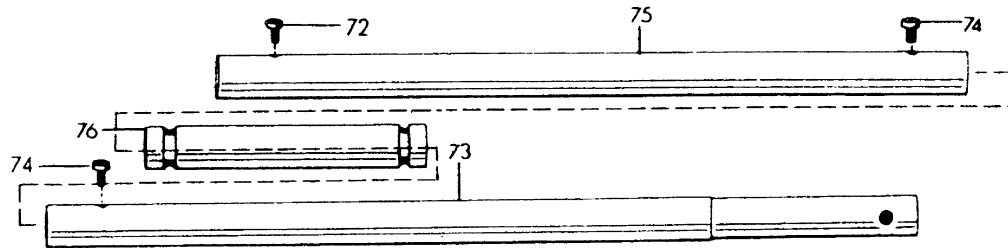
600 BOOM BOTTOM (24 INCH)




638 BOOM EXTENSION (FOR 24 INCH BOOM BOTTOM)



625 BOOM COMPLETE (48 INCH)



www.PENNparts.com

 **Scott's Bait & Tackle**

Penn Parts Dept.
945 Radio Road
Tuckerton NJ 08087
(609) 296-1300

No Minimum Order!
Plus, Parts in stock
that Penn doesn't
carry anymore.

Penn Reel Parts list for: FATHOM-MASTER Accessories
Model: 600, 625, 638 Boom Parts

KEY PART

NO	NO.	DESCRIPTION
72	204P-600	BOOM TIP SCREW
73	183-800	BOOM BOTTOM
74	204p-820	BOOM EXTENSION SCREW (2 REQ.)
75	183-820	BOOM EXTENSION
76	219-820	BOOM STUD (CENTER)

NOTE: Many of www.pennparts.com schematics include changes that were either made by Penn, or errors found and corrected by our parts dept.