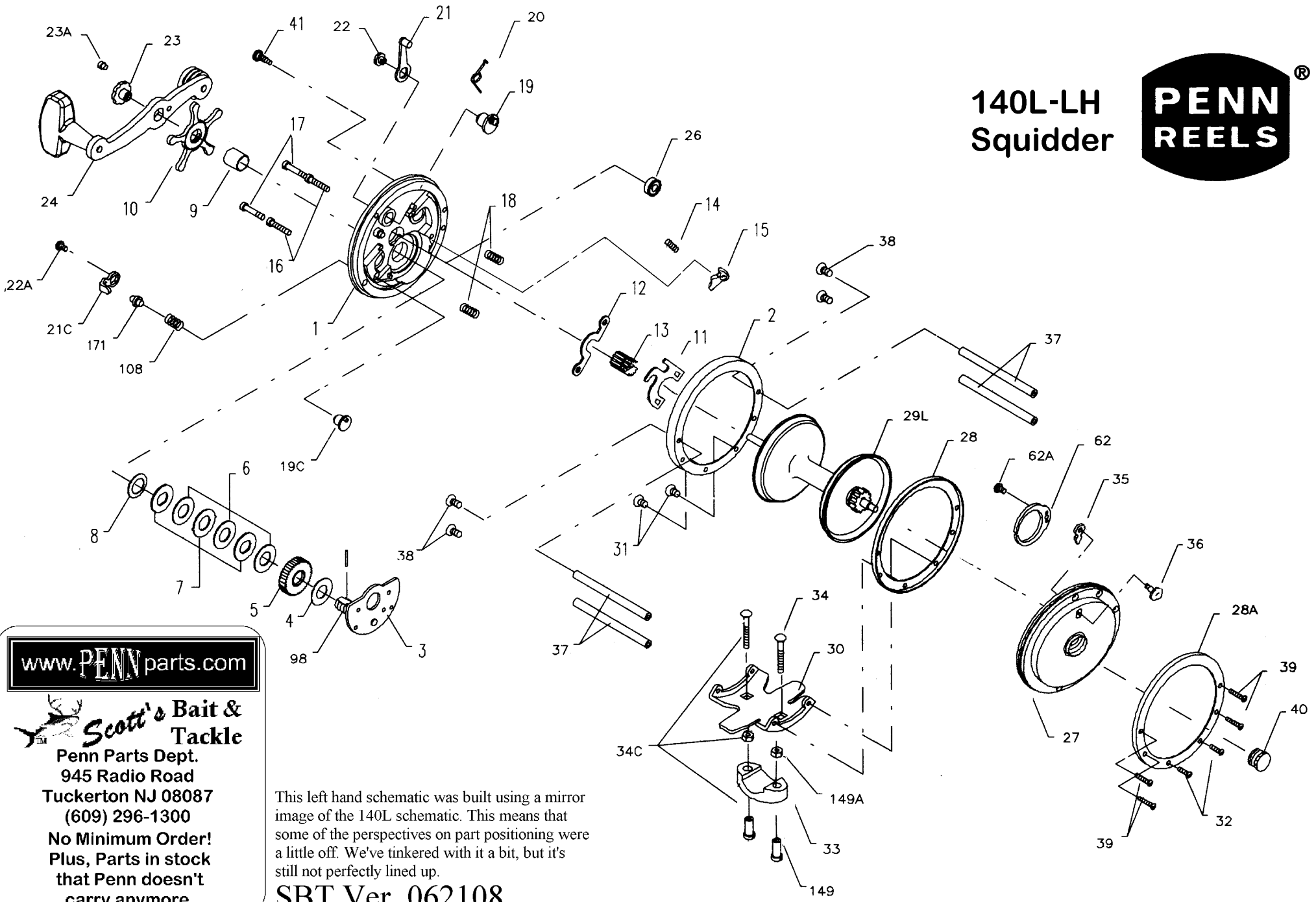

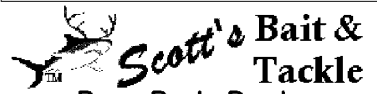


140L-LH
Squidder



www.PENNparts.com



Penn Parts Dept.
945 Radio Road
Tuckerton NJ 08087
(609) 296-1300

No Minimum Order!
Plus, Parts in stock
that Penn doesn't
carry anymore.

This left hand schematic was built using a mirror image of the 140L schematic. This means that some of the perspectives on part positioning were a little off. We've tinkered with it a bit, but it's still not perfectly lined up.

SBT Ver. 062108

Penn Reel Parts list for:

Model: 140L-LH Lefthander

KEY PART			KEY PART		
NO	NO.	DESCRIPTION	NO	NO.	DESCRIPTION
1	1-140LH	LEFT SIDE PLATE	26	26-140	L.S. BEARING
2	2-200	L.S. RING	27	27-140	Right SIDE PLATE
3	3-200LH	BRIDGE W/ SLEEVE	28A	28-140-O	OUTER RIGHT SIDE RING
4	4-155	FIBER WASHER	28	2-155	INNER RIGHT SIDE RING
5	5-60LH	MAIN GEAR	29L	29L-140	SPOOL
6	6-60	DRAG WASHER (3 REQ.)	30	30-200	STAND
7	7C-60	METAL WASHER SET	31	31-19	STAND SCREW (L.S.)
8	8-60	TENSION SPRING	32	32-18	STAND SCREW (R.S.)
9	9-60	SPACING SLEEVE	33	33-113	ROD CLAMP
10	10-140LH	STAR DRAG WHEEL	*	33R-200	RINGED CLAMP (OPTIONAL)
11	11-200	ECCENTRIC JACK	34	34-45	CLAMP SCREW (2 REQ.)
12	12-155	PINION YOKE	34C	34C-45	ROD CLAMP SCREW W/ NUTS
13	13-140LH	PINION	35	35-155	CLICK TONGUE
14	14C-140	DOG SPRING	36	36-155CH	CLICK BUTTON
15	15-140LH	DOG	37	37-67	FRAME POST
16	16-60CH	LOWER BRIDGE SCREW	38	38-7	L.S. POST SCREW
17	17-60CH	UPPER BRIDGE SCREW	39	39-9	R.S. POST SCREW
18	18-60	CLUTCH SPRING (2 REQ.)	40	40-140	R.S. BEARING
19	19-200	ECCENTRIC	41	129-200	TAKE APART THUMB SCREW
19C	19-140S	ECCENTRIC	62	62-309	CLICK SPRING
20	20-155LH	ECCENTRIC SPRING	62A	63-209	CLICK SPRING SCREW
21	21-200	ECCENTRIC LEVER	98	98-155	GEAR SLEEVE
21C	21-140s	ECCENTRIC LEVER	108	108-140	LEVER SPRING
22	22-99	ECCENTRIC SCREW	149	149-45	CLAMP NUT (2 REQ.)
22A	22-109	ECCENTRIC SCREW	149A	149-200	HEX NUT (2 REQ.)
23	23-60	HANDLE SCREW	*	154-140	SHIM, FOR GEAR STUD
23A	110-60	HANDLE LOCK SCREW	171	171-140	ECCENTRIC PUNGER
24	24-155	HANDLE	* Not Shown		

NOTE: Many of www.pennparts.com schematics include changes that were either made by Penn, or errors found and corrected by our parts dept.

SBT Ver. 091312